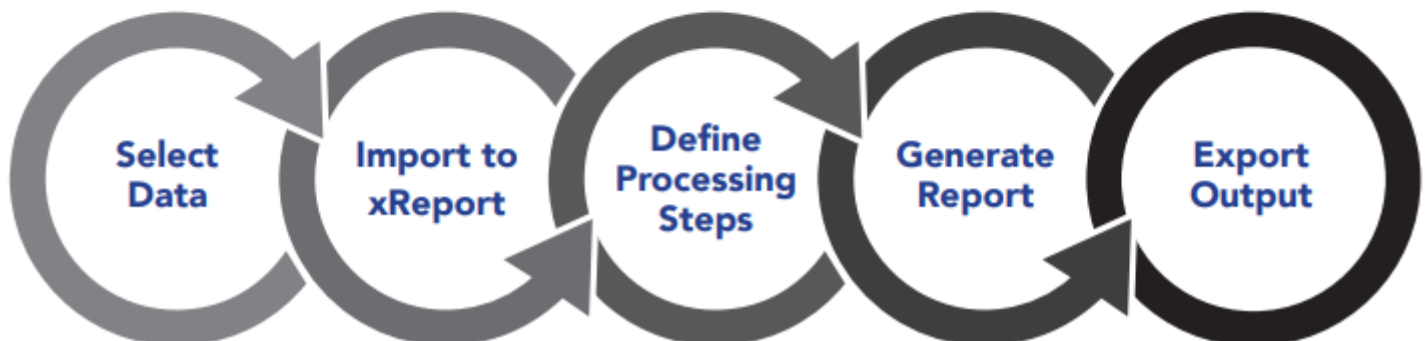
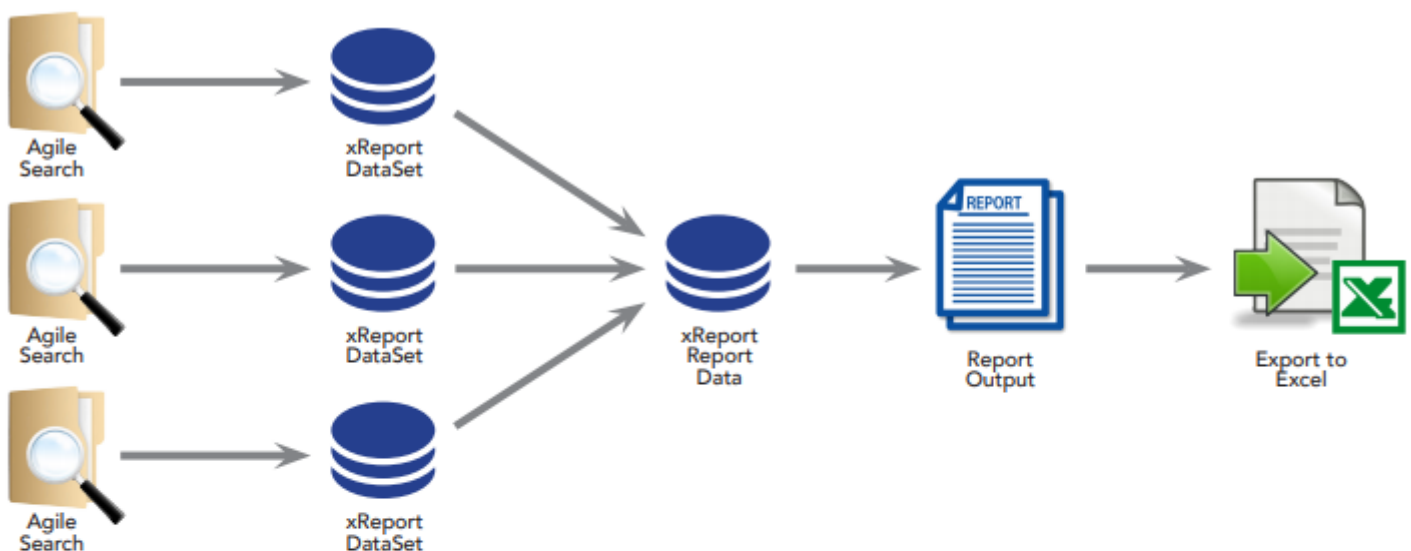


**xReport - Agile PLM Data Reporting** generates considerably complex reports without writing any code. The Admin Portal allows you to configure reports using data which is sourced through Agile Searches and other data sources. Users can later generate those reports.

## Why xReport?

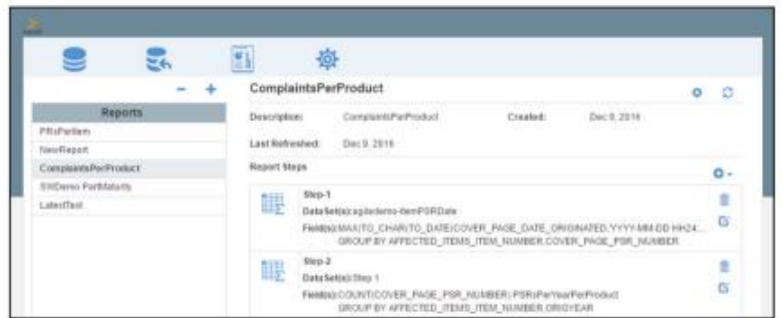
**xReport** eliminates the need to write code to develop custom reports for Agile PLM customers. Creating reports from scratch can require substantial custom development. With **xReport**, users have the ability to extend, combine, manipulate and aggregate Agile Data from multiple searches.

## The Flow Process:



## Components:

- **Data Source:** Defines where to extract data from (Agile Search or DB)
- **Data Set:** Tabular data extracted from a data source
- **Report Step:** A sub-part of the Report which defines operations based on multiple DataSets. Generates partial output which is usable in other Report Steps
- **Report:** Sequence of Report Steps that will give the desired output data



## Report Output:

ORIGYEAR	AFFECTED_ITEMS_ITEM_NUMBER	PSRSPERYEARPER...
2015	GC3020	15
2014	1407DE	1
2016	1112222	1
2015	JADADJONDJTHD	2
2015	GC5020	6
2015	D02570	1
2016	PE0351	3
2014	16500E	1
2016	D02814	1
2015	QW3	1
2015	GC5060	4

Grid Output with column filtering and paging provision. Capability to Export tabular data to Excel.



Chart Output with the capability to visualize and summarize on multiple categories/levels.

Contact us today to schedule a demo!